



DESCRIZIONE TECNICA / TECHNICAL DESCRIPTION

STRUTTURA Acciaio finitura smalto sabbato color bronzo

Sospensione con tubo telescopico regolabile

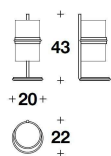
PARALUME Tessuto di lino con interno bianco

FRAME Steel with Silk varnish bronze colour finishing

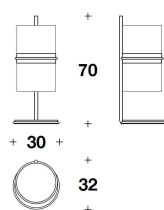
Suspension with adjustable telescopic stem

LAMPSHADE Linen with white inside

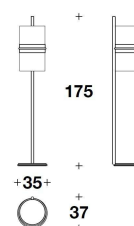




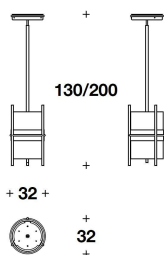
TRL (21)
LAMPADA DA TAVOLO NOTTE /
BEDSIDE TABLE LAMP
20x22x43H.cm
7 3/4x8 3/4x17H."



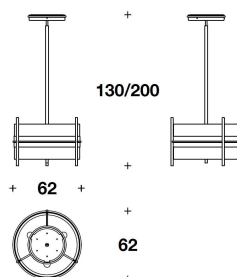
TRL (22)
LAMPADA DA TAVOLO / TABLE LAMP
30x32x70H.cm
11 3/4x12 2/4x27 2/3H."



TRL (23)
LAMPADA DA TERRA / FLOOR LAMP
35x37x175H.cm
13 3/4x14 2/4x69H."



TRL (25)
MEDIUM : SOSPENSIONE /
SUSPENSION
Ø 32x130<200H.cm
Ø 12 2/4x51 1/3<78 2/3H."



TRL (24)
BIG : SOSPENSIONE / SUSPENSION
Ø 62x130<200H.cm
Ø 24 1/3x51 1/3<78 2/3H."

Note